



Computing

Programming with ScratchJr

Cool Characters

Aim

I can describe and use instructions to program a character.

Success Criteria

- I can open the ScratchJr app and use buttons to navigate.
- I can add and remove characters and backgrounds.
- I can edit characters and backgrounds.
- I can describe the effect of at least three instruction blocks on a character.

Introduction to ScratchJr



ScratchJr (or Scratch Junior) is an app available for tablets (such as Apple, Amazon and Android tablets) that allows you to create your own stories and games.

It is aimed at children age 5-7 and is free to download, with an adult's permission.

After learning how to code with ScratchJr, you can progress to using the original Scratch programming app.




Watching the Demo

When first opening the app, clicking on the ? icon will take us to a short demo of some things that ScratchJr can do.

We are going to watch and pause to predict what some of the blocks might do.




What do you think the blue arrow blocks do?
What will an arrow followed by the invisible block do?



There are many more blocks we can learn about in future lessons to create more complex programs!

Starting a New Project



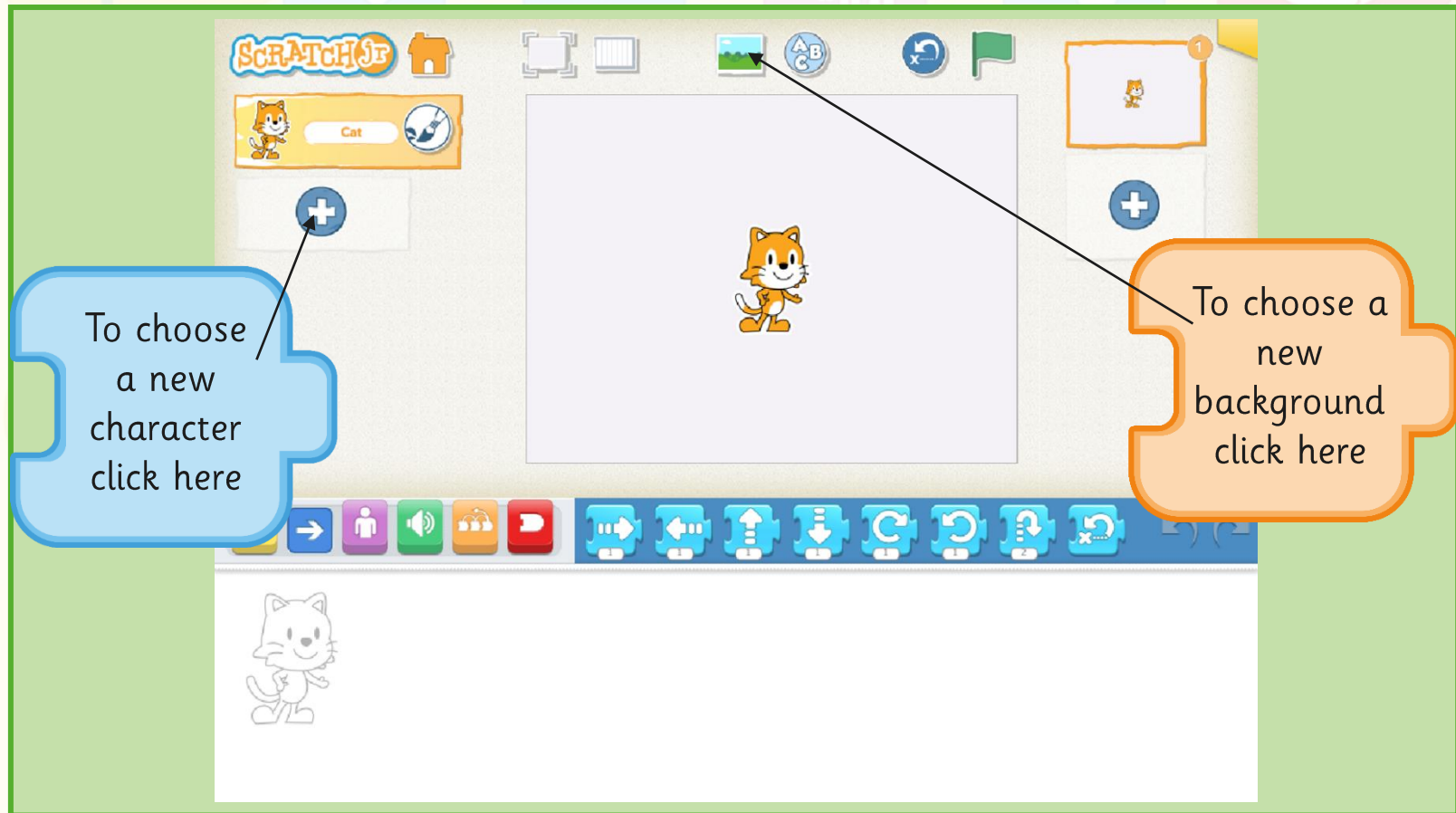
Clicking on the Home icon takes you to 'My Projects'.

Clicking on the + symbol starts a new project.



Starting a New Project

(Changing Characters and Backgrounds)



Cool Character and Brilliant Backgrounds



Your challenge is to open the app and start a new project. Then choose a new character and background to add.



The Cool Characters Activity Sheet has some other challenges for you to try afterwards.

Cool Characters

I can

Open the Scratch Jr app

Add a new character and (You can also delete unw)

Try dragging these instruct

Try to select characters th

Next, try dragging some o

Cool Characters

I can

Try dragging these instruct they do.

Can you write about what these instruction blocks will do?

Can you draw lines to ma

Try to select characters th

Next, try dragging some o

Cool Characters

I can describe and use instructions to program a character.

Can you write about what these instruction blocks will do?

Draw a picture of the blocks for these instructions:

Move Left: Show Move Down Jump Up

Challenge – tap the paintbrush to try painting your own background!

Computing | Year 1 | Programming with Scratch Jr | Cool Characters | Lesson 1

Instruction Blocks for Characters



Can you remember what effect these blocks would have on a character?




Aim



I can describe and use instructions to program a character.

Success Criteria

- I can open the ScratchJr app and use buttons to navigate.
- I can add and remove characters and backgrounds.
- I can edit characters and backgrounds.
- I can describe the effect of at least three instruction blocks on a character.



twinkl