



# Creativity at Home

To our wonderful Janvrin community,  
I hope you and your family are all well.

Whilst we are at home, this is a great opportunity for us to flourish as artists and keep up our creativity. I have created a list of activities for you to explore. The tasks will encourage you to use your wonderful imaginations and impress your families with your artistic talents and skills.

You can complete the activities in any order. Each activity can be extended and feel free to take the ideas on your own creative journey.

Keep shining and keep smiling!

Miss Lopes - Art Leader



# Homemade Art books

<https://www.accessart.org.uk/sketchbooks-an-online-course-for-children-families-parents-teachers/>

Take a look at the link above for how to make your own art book!

Making your own art book will feel more personal and encourage you to be more creative.

These art books can be flexible and you can add pages as you go.



# Mark Make to Music



Play some music and take your pencil for a walk.

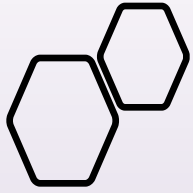
Try this with different songs. How do different songs affect your mark making?



What patterns, lines, shapes have you made?

Which is your favourite? Why?







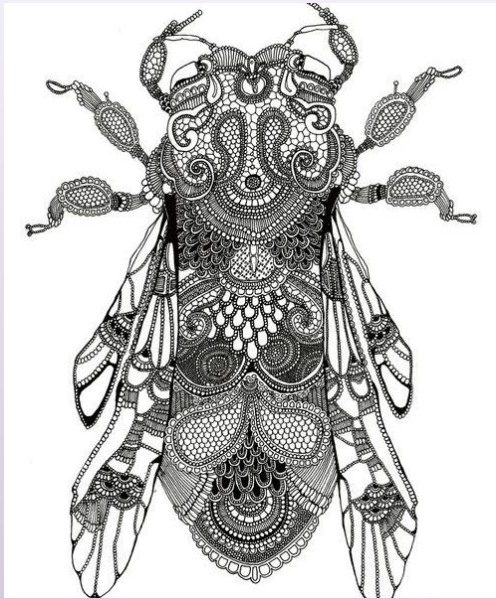


# Zentangles

Create 'tangles'  
with different  
dots, lines, curves  
etc.

This would be a  
great activity to  
try in a biro  
pen. What  
beautiful patterns  
can you create?





## **Rosalind Monks**

turns her Zentangle patterns into works of art.



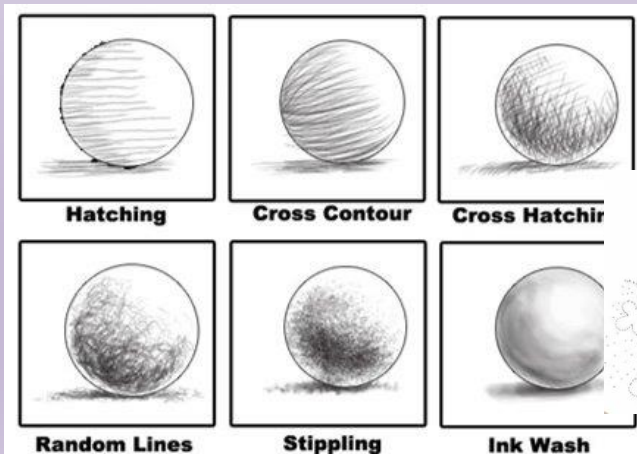
Why don't you give it a try?  
Draw an outline of a bird, insect or a butterfly and fill it with patterns.  
You could also try this with the outline of your hand.



# Drawing techniques

Experiment with these drawing techniques.

Then choose something you would like to draw and use the techniques you have practised to add texture, tone and shade.






# Shadow Drawings







Take a look  
at **Vincent  
Bal's**  
shadow  
doodles!







## Clothes Art

Can you guess which famous artworks these are? Can you create your own?



# Envelope Art

Do you have any unwanted envelopes?

Instead of throwing them away, you could turn them into works of art!



# Research an Artist!

Here are some ideas . . .

- Discover interesting facts about the artist.
- Look at a range of their artwork.  
What similarities and differences are there? What is your favourite part of the artwork and why? How does it make you feel? What words can you use to describe the work? What title would you give the artwork?
- Find a quote from the artist.
- Work in the style of the artist- you could practise a section of their work.
- Have a go at creating your own artwork inspired by the artist's work.



**Here are  
some  
websites to  
continue  
your art  
learning...**

**NSEAD Create: resources for remote learning**

[https://www.nsead.org/resources/remote-resources/?fbclid=IwAR38Mud7c2BR0EG-Az\\_00h\\_O4ImG\\_SSVSAZQe7p4XjN6tNL372B6\\_A2gX4A](https://www.nsead.org/resources/remote-resources/?fbclid=IwAR38Mud7c2BR0EG-Az_00h_O4ImG_SSVSAZQe7p4XjN6tNL372B6_A2gX4A)

**Tate Kids**

<https://www.tate.org.uk/kids>

**BBC Art and Design KS1 &KS2**

<https://www.bbc.co.uk/teach/class-clips-video/art-and-design-ks2--ks3-schools-art-and-design/zmd4mfr>

**The Metropolitan Museum of Art**

<https://www.metmuseum.org/art/online-features/metkids/>

**Kapow Primary – School closure KS1 &KS2**

<https://www.kapowprimary.com/subjects/art-design/>